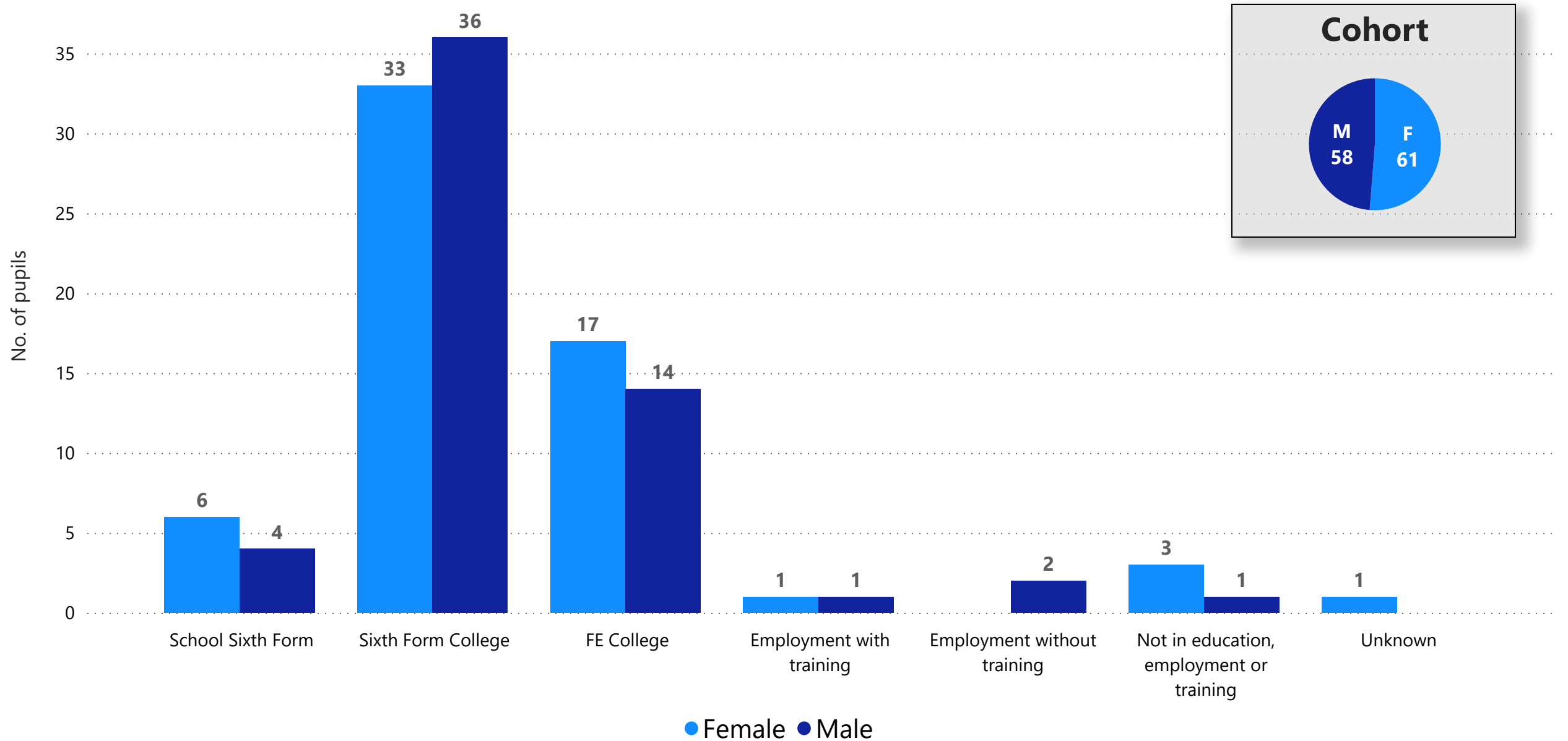


Destinations of 2022 Year 11 Students

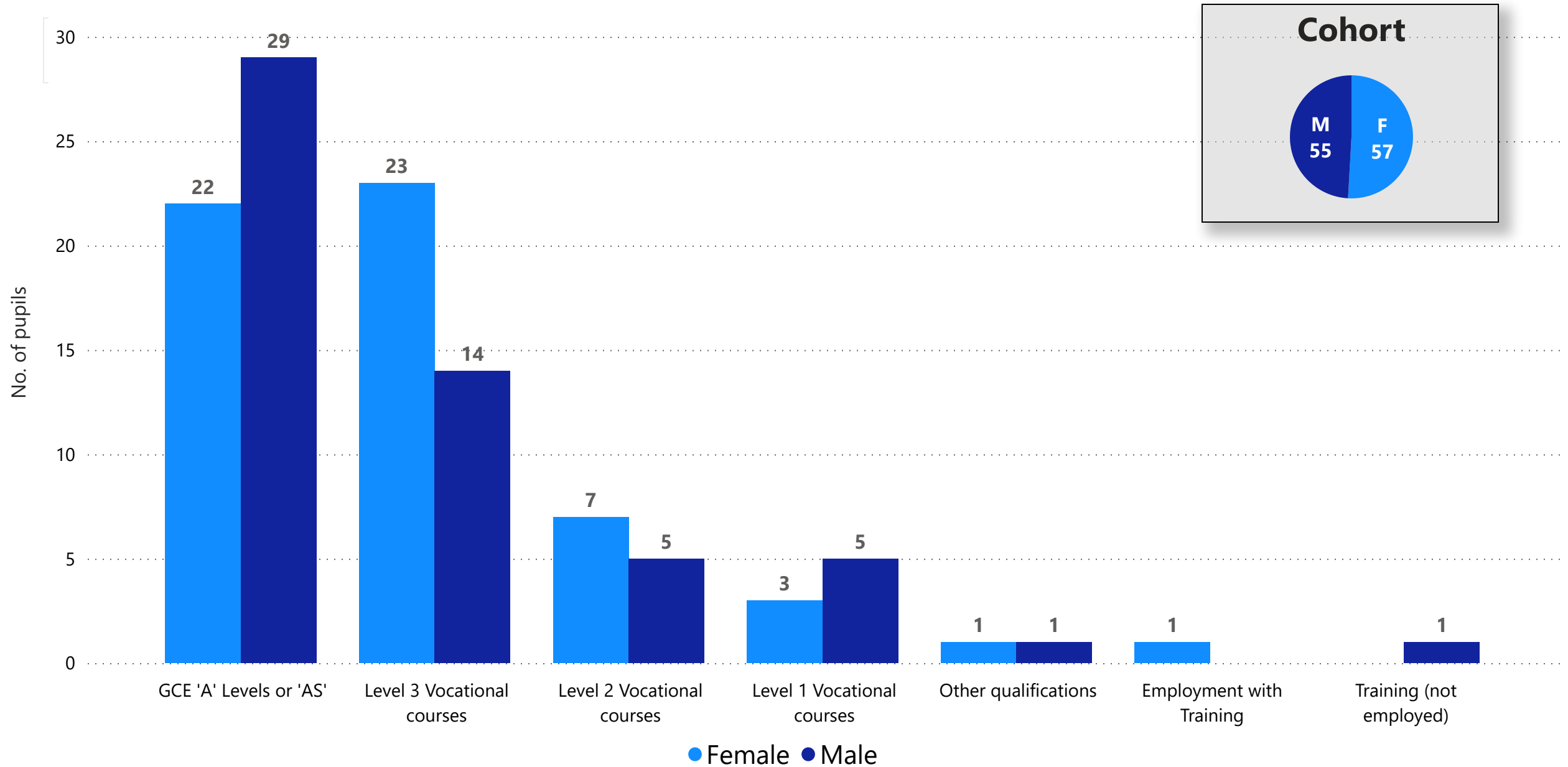
Melbourn Village College



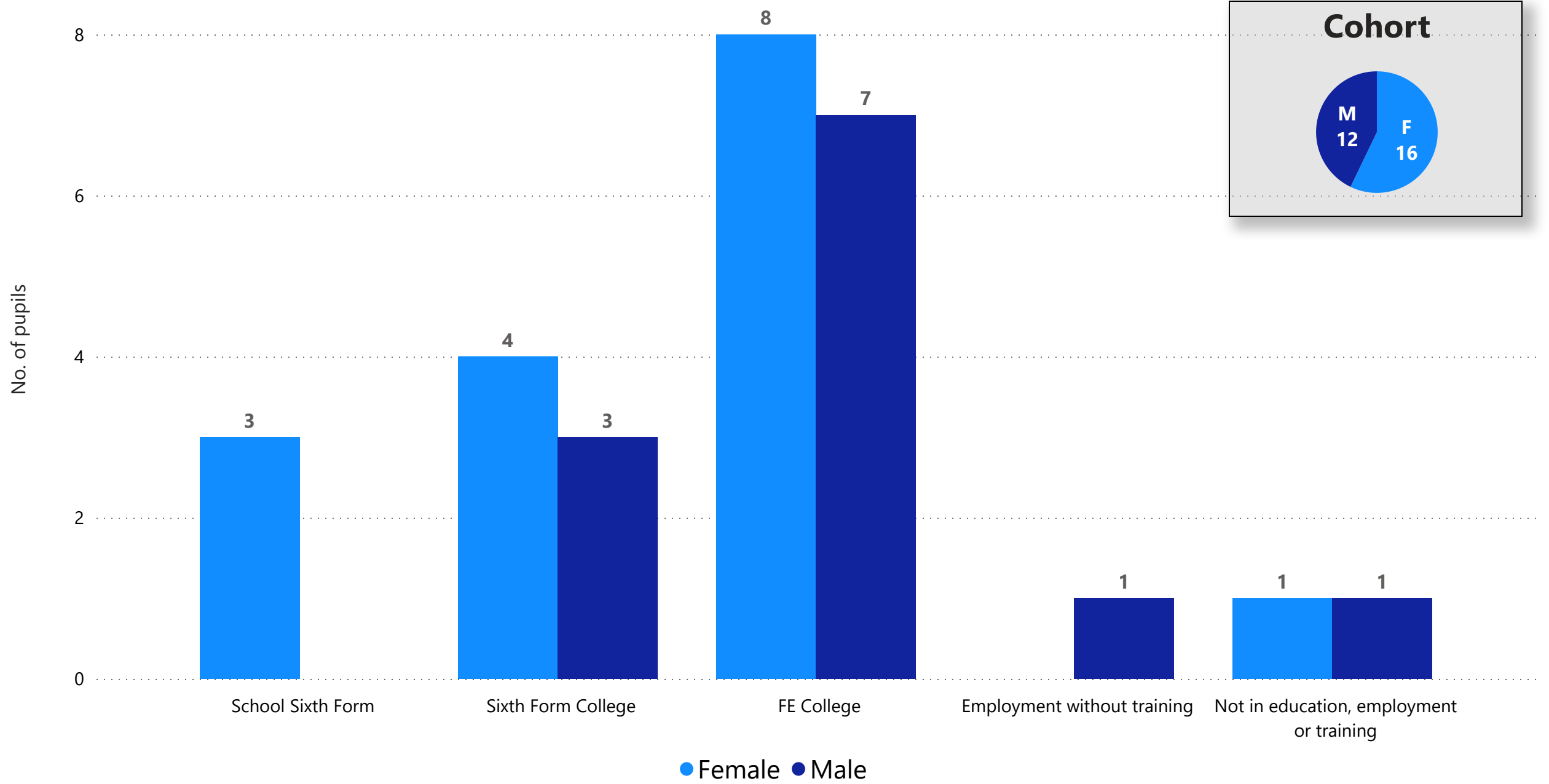
Education, Employment and Training destinations by gender



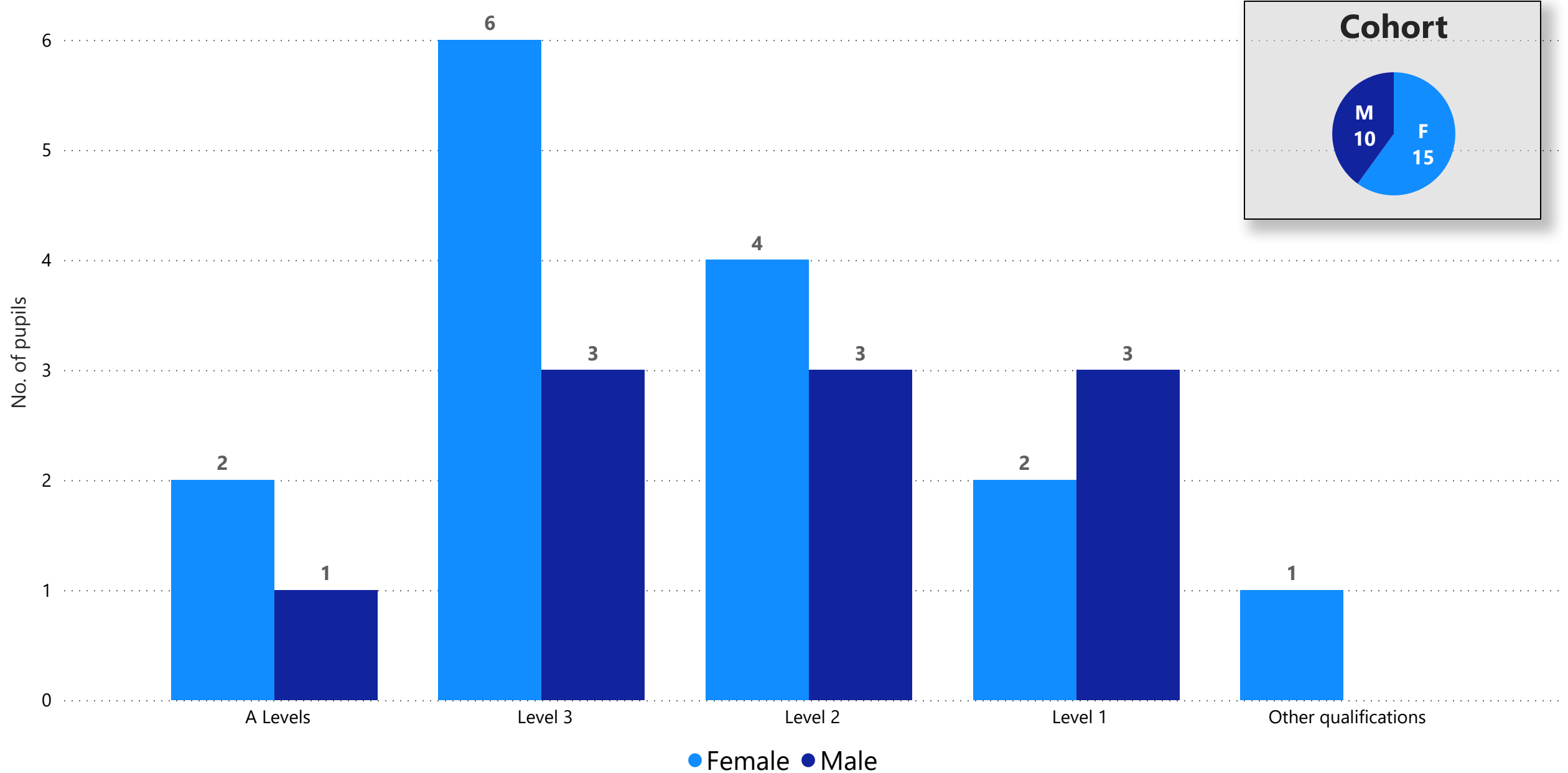
Destination by Year 12 course level and gender



Pupil Premium Education, Employment and Training destinations by gender



Pupil Premium destinations by Year 12 course and gender



Education, Employment and Training historical trends

Destination

Year Gender Destination	2020						2021						2022						Total	
	Female		Male		Total		Female		Male		Total		Female		Male		Total		#	%
	#	%	#	%	#	%	#	%	#	%	#	%	#	%	#	%				
School Sixth Form	4	7%	4	10%	8	8%	4	7%	5	8%	9	7%	6	10%	4	7%	10	8%	27	8%
Sixth Form College	33	58%	15	36%	48	48%	38	66%	31	48%	69	56%	33	54%	36	62%	69	58%	186	55%
FE College	18	32%	20	48%	38	38%	16	28%	20	31%	36	29%	17	28%	14	24%	31	26%	105	31%
Employment with training	1	2%	2	5%	3	3%			5	8%	5	4%	1	2%	1	2%	2	2%	10	3%
Employment without training									1	2%	1	1%			2	3%	2	2%	3	1%
Not in education, employment or training			1	2%	1	1%			1	2%	1	1%	3	5%	1	2%	4	3%	6	2%
Unknown	1	2%			1	1%			2	3%	2	2%	1	2%			1	1%	4	1%
Total	57	100%	42	100%	99	100%	58	100%	65	100%	123	100%	61	100%	58	100%	119	100%	341	100%

Year 12 Course level

Year Gender Qualification	2020						2021						2022						Total	
	Female		Male		Total		Female		Male		Total		Female		Male		Total		#	%
	#	%	#	%	#	%	#	%	#	%	#	%	#	%	#	%				
A Levels	37	66%	19	46%	56	58%	40	69%	35	57%	75	63%	22	39%	29	53%	51	46%	182	55%
Level 1	9	16%	9	22%	18	19%	4	7%	8	13%	12	10%	3	5%	5	9%	8	7%	38	12%
Level 2	4	7%	6	15%	10	10%	12	21%	8	13%	20	17%	7	12%	5	9%	12	11%	42	13%
Level 3	5	9%	4	10%	9	9%	2	3%	9	15%	11	9%	23	40%	15	27%	38	34%	58	18%
Other qualifications	1	2%	3	7%	4	4%			1	2%	1	1%	2	4%	1	2%	3	3%	8	2%
Total	56	100%	41	100%	97	100%	58	100%	61	100%	119	100%	57	100%	55	100%	112	100%	328	100%